

DSL

Vertical In-line Double Suction Centrifugal Pump DSL

The DSL pumps are single-stage, double-suction, vertical, centrifugal pumps. The design of the suction side provides for a perfect flow, and the inlet is placed in line with the outlet. Add to this the advanced double-suction impeller and the result is high efficiency and low NPSH-values

Pump concept:

- Single-stage, double-suction, centrifugal pumps
- The design of the suction side provides for a perfect flow
- The inlet is placed in line with the outlet
- Advanced double-suction impeller
- High efficiency
- Low NPSH-values



DSL - In-line double suction centrifugal pump	
Normal Diameter (DN)	150 to 600
Flow rate - 50 Hz	Up to 6200 m ³ /h (27300 US gpm)
Flow rate - 60 Hz	Up to 7400 m ³ /h (32600 US gpm)
Head	Up to 140 m (460 ft)
Pressure	Up to 25 bar (360 psi)
Temperature	Up to 140°C (284 °F)
Motor	Standard and Ex motor
VFD	Bulkhead/Wall-mounted
ATEX approved.	
Applications: District heating/cooling, seawater, water circulation, cooling towers distribution, chiller distribution, scrubber (flue gas cleaning).	

Standard Material Specifications	
Pump casing	Cast Iron (GG20)
Impeller	NiAl-Bronze (CC333)
Sealing ring	NiAl-Bronze (CC333)
Rear cover	Cast Iron (GG20)
Shaft	Stainless Steel (1.4460)
Shaft seal	Mechanical

Alternative material combinations are available

Alternative materials include:


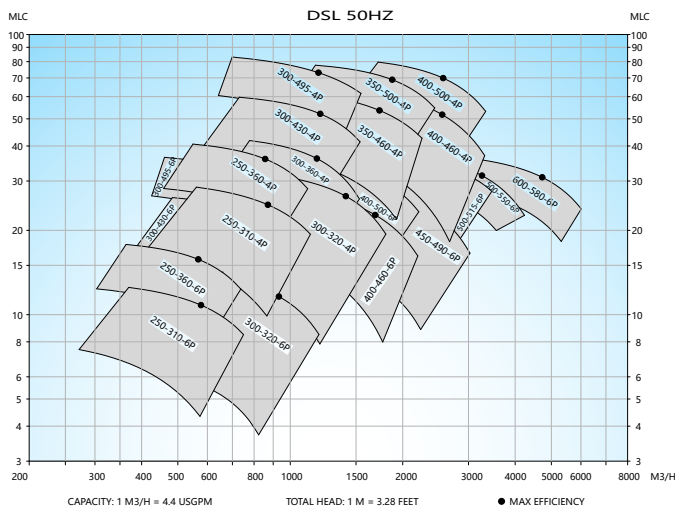
Cast Iron, Ductile Iron, Bronze, NiAl-Bronze, Stainless Steel, Super Duplex Stainless Steel

Double volute pump casings ensure less radial force on the pump shaft - hence no radial support bearing or shaft seal required in the bottom of the pump.

The pumps are fitted with bearings and mechanical shaft seal at both top and bottom. This gives a robust construction, designed for trouble-free continuous duty.

The pumps are radially split. In spacer design, service including replacement of bearings and mechanical shaft seal, can be carried out without removing motor and piping.

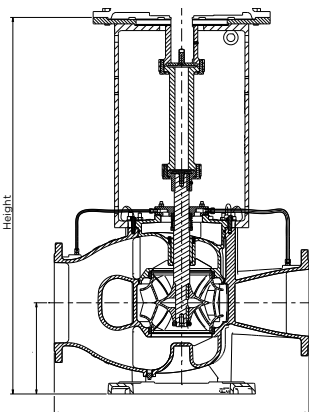
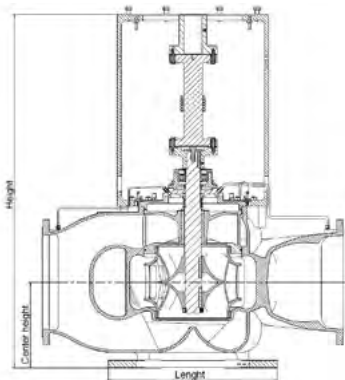
Significant advantages to the benefit of the service personnel.



Spacer design

DSL B-U Spacer structure with ball bearing

DSL B Spacer structure without ball bearing



Compact design

DSL G-U compact structure with ball bearing

DSL - G compact structure without ball bearing

