



IECEX Certificate of Conformity

INTERNATIONAL ELECTROTECHNICAL COMMISSION IEC Certification System for Explosive Atmospheres

for rules and details of the IECEx Scheme visit www.iecex.com

Certificate No.: **IECEX SEV 18.0010X** Page 1 of 5 Certificate history:
Issue 0 (2019-03-19)

Status: **Current** Issue No: 1

Date of Issue: 2020-08-10

Applicant: **JUMO GmbH & Co. KG**
Moritz-Juchheim-Strasse 1
36039 Fulda
Germany


Equipment: **Float level switches and float level transmitter, Type: JUMO NESOS 4083XX**

Optional accessory:

Type of Protection: **db, h, tb**

Marking: Ex db h IIC T6...T3 Ga/Gb
Ex h tb IIIC T80 °C...T200 °C Db

Deviations of the gas group for different configurations :
Ex db h IIB T6...T3 Ga/Gb or
Ex db h IIA T6...T3 Ga/Gb
e.g. coated wetted parts or plastic float



Approved for issue on behalf of the IECEx
Certification Body:

Martin Plüss

Position:

Manager Product Certification

Signature:
(for printed version)

Date:

2020-08-10

1. This certificate and schedule may only be reproduced in full.
2. This certificate is not transferable and remains the property of the issuing body.
3. The Status and authenticity of this certificate may be verified by visiting www.iecex.com or use of this QR Code.



Certificate issued by:

Eurofins Electric & Electronic Product Testing AG
Luppenstrasse 3
CH-8320 FEHRALTORF
Switzerland



E&E



IECEX Certificate of Conformity

Certificate No.: **IECEX SEV 18.0010X**

Page 2 of 5

Date of issue: 2020-08-10

Issue No: 1

Manufacturer: **JUMO GmbH & Co. KG**
Moritz-Juchheim-Strasse 1
36039 Fulda
Germany

Additional
manufacturing
locations:

This certificate is issued as verification that a sample(s), representative of production, was assessed and tested and found to comply with the IEC Standard list below and that the manufacturer's quality system, relating to the Ex products covered by this certificate, was assessed and found to comply with the IECEx Quality system requirements. This certificate is granted subject to the conditions as set out in IECEx Scheme Rules, IECEx 02 and Operational Documents as amended

STANDARDS :

The equipment and any acceptable variations to it specified in the schedule of this certificate and the identified documents, was found to comply with the following standards

IEC 60079-0:2017 Explosive atmospheres - Part 0: Equipment - General requirements
Edition:7.0

IEC 60079-1:2014-06 Explosive atmospheres - Part 1: Equipment protection by flameproof enclosures "d"
Edition:7.0

IEC 60079-26:2014-10 Explosive atmospheres – Part 26: Equipment with Equipment Protection Level (EPL) Ga
Edition:3.0

IEC 60079-31:2013 Explosive atmospheres - Part 31: Equipment dust ignition protection by enclosure "t"
Edition:2

ISO 80079-36:2016 Explosive atmospheres - Part 36: Non-electrical equipment for explosive atmospheres - Basic methods and requirements
Edition:1.0

ISO 80079-37:2016 Explosive atmospheres - Part 37: Non-electrical equipment for explosive atmospheres - Non electrical type of protection constructional safety "c", control of ignition source "b", liquid immersion "k"
Edition:1.0

This Certificate **does not** indicate compliance with safety and performance requirements other than those expressly included in the Standards listed above.

TEST & ASSESSMENT REPORTS:

A sample(s) of the equipment listed has successfully met the examination and test requirements as recorded in:

Test Report:

[CH/SEV/EXTR18.0011/01](#)

Quality Assessment Report:

[DE/TUN/QAR13.0005/07](#)



IECEX Certificate of Conformity

Certificate No.: **IECEX SEV 18.0010X**

Page 3 of 5

Date of issue: 2020-08-10

Issue No: 1

EQUIPMENT:

Equipment and systems covered by this Certificate are as follows:

Float level switches and float level transmitterType:
JUMO NESOS 4083XX

The limit and level measurement takes place according to the Archimedean principle for liquids. The float moves along the guide tube as the level rises or falls.

The magnet in the float actuates the reed contact(s) installed in the guide tube with its magnetic field.

The switching status of the reed contact can be evaluated and processed through downstream electronics.

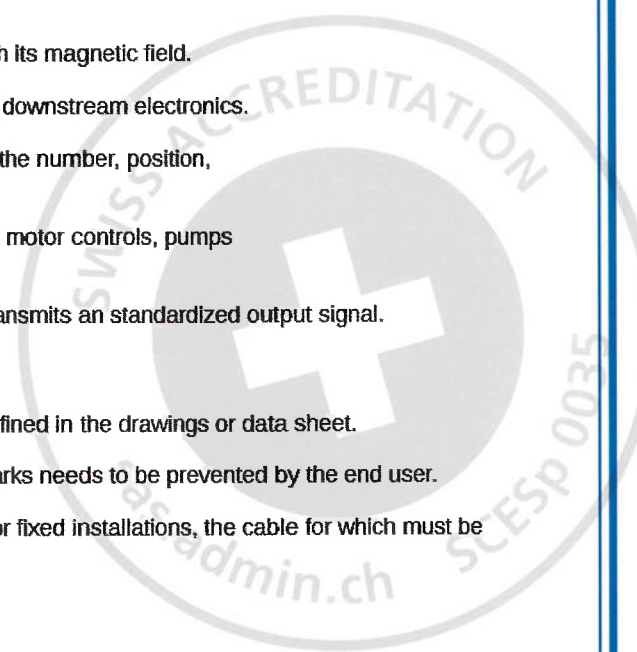
The electrical connection, process connection, guide tube length, float, as well as the number, position, and function of the contacts may vary depending on the ordered variant.

The float switch is used to switch smaller loads such as lamps, horns, PLC inputs, motor controls, pumps or valves.

The float level transmitter measures quasi-continuously the level of a liquid and transmits an standardized output signal.

SPECIFIC CONDITIONS OF USE: YES as shown below:

1. The rated ambient temperature depends on the device configuration and is defined in the drawings or data sheet.
2. In case the flange, stopper and floats are made from titanium alloy ignition sparks needs to be prevented by the end user.
3. Glands for use with conduit, unarmoured or braided cables are only suitable for fixed installations, the cable for which must be effectively clamped to prevent pulling and twisting.





IECEX Certificate of Conformity

Certificate No.: **IECEX SEV 18.0010X**

Page 4 of 5

Date of issue: 2020-08-10

Issue No: 1

Equipment (continued):

Details of Rating(s):

Ratings for float level switches

Switch voltage: max. 250 V AC / DC

Switch current: max. 1.5 A

Switch power: max. 100 VA / W

Ratings for float level transmitters

Power supply: 8.0 V DC to 30 V DC , SELV-circuit

Options:

Ratings for temperature switches

Switch voltage: max. 250 V AC / DC

Switch current: max. 1.5 A

Switch power: max. 100 VA / W

Ratings for temperature sensors

Voltage: max. 30 V DC


Current: max. 55 mA

Power: max. 413 mW

Protection: IP66 / IP68

Classification of installation: stationary

Rated ambient temperature: Depends on the device configuration and is defined in the type drawings or datasheet.





IECEX Certificate of Conformity

Certificate No.: **IECEX SEV 18.0010X**

Page 5 of 5

Date of issue: 2020-08-10

Issue No: 1

DETAILS OF CERTIFICATE CHANGES (for issues 1 and above)

Additional adhesive for sealing sand encapsulation.

The 2-wire Programmable Transmitter Type 5333D and the 2-wire HART Temperature Transmitter 5437D are added to the certified components.

A new type with hinge guide tube is added.

An additional process connection chamber could be added.

Handbook of construction is updated.

