



FUNCTION

The level switch type LSA is designed for versatile applications in shipbuilding and plant engineering. The construction comprises a rugged housing with integrated flange connection in one piece without any seals or welding seams and all welded stainless steel float.

The principle of operation is, one permanent magnet forms part of a float assembly which rises and falls with changing liquid level. A second permanent magnet is positioned within the switch so that the adjacent poles of the two magnets repel each other.

A change of liquid level which moves the float through its permissible travel will cause the float magnet to move and repel the switch magnet to give the snap action switch operation.

The float, test button and screw plug are manufactured 1.4571 stainless steel and consequently corrosion-resistant, durable with good shock and vibration capability. The test button provides a high compressive strength providing positive actuation during operation. Depending on the wiring of the micro switch it is possible to provide system-specific control commands to pumps, solenoid valves or switch relays.

The housing cover is sealed with an O-ring. Due to the factory-mounted and shrunk cable and agglutinated cover protection class IP68 as well. The unit can be modified into an Exd version without the need to remove which simplifies procurement, installation and minimizes stock holding.

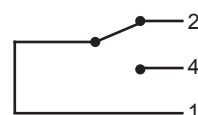
TECHNICAL DATA

materials	
housing	gun metal RG5 oder RG10
float unit	1.4571
flat seal	oil and sea water proofed Novapress
rubber seal	EPDM, NBR70
protection type	IP68 cable gland
approvals	DNV · GL Lloyd's Register Bureau Veritas Russian Register RINA ABS ATEX - IBExU
max. pressure	42 bar (floater)
max. density	0,46 g/cm ³
max. temperature ambient temperature	-40°C...+125°C -40°C...+60°C (Exd-version)
mounting position	top or side
electrical connection	cable gland, M20x1,5, IP68
contact mode	SPDT
weight	ca. 3,5 kg

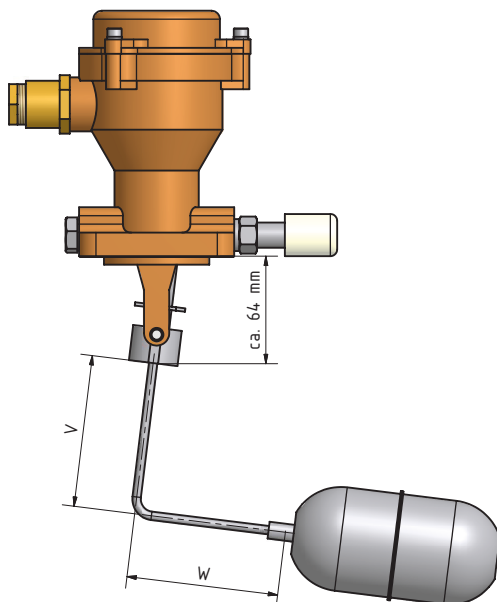
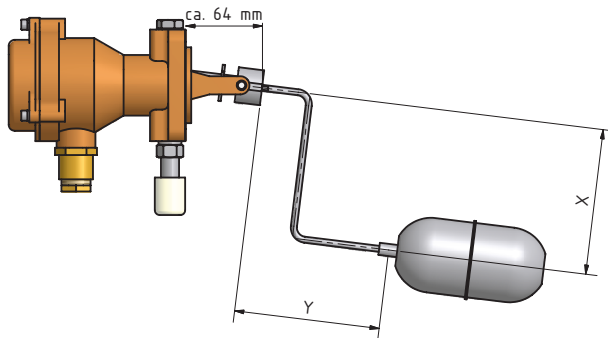
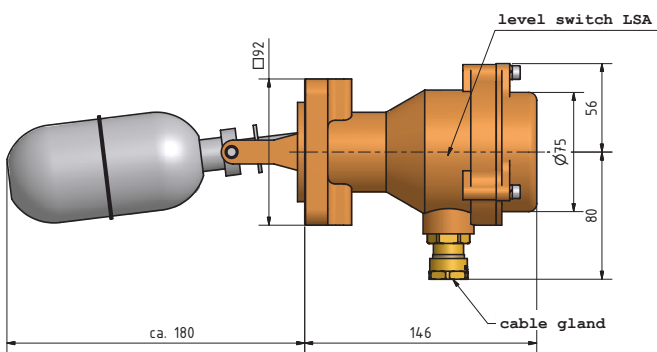
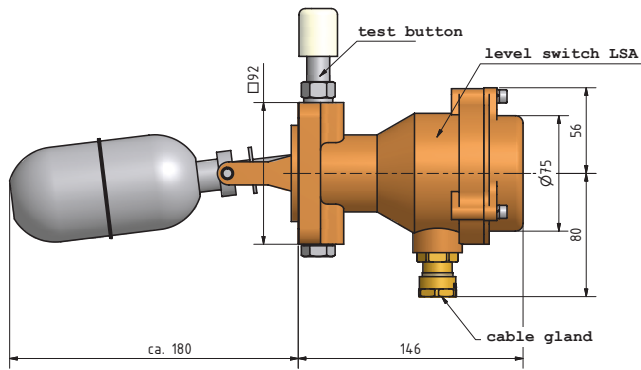
ELECTRICAL DATA

rating	V AC	V DC induktiv	V DC resistive
max. voltage V	bis 250 V	24 V	24 V
max. current A (microswitch)	6 A	2 A	2 A

WIRING DIAGRAM (DIN EN 50005)



DIMENSIONS



ORDER CODE LEVEL SWITCH TYPE LSA

for example: LSA 11.01.01.00

- with test button for high level without cable 10
- with test button for low level without cable 11
- with test button for high level with cable 20
- with test button for low level with cable 21
- without test button without cable 30
- without test button with cable 40

- standard float unit 01
- bent float unit (V + W; max. 760mm) 02
- double bent float unit (X + Y; max. 760mm) 03
- long float unit (V max. 760mm) 04
- protection skin SB1 05
- protection skin SB2 06

- standard cable gland IP68 01
- Exd cable gland (IIB) 02
- Exd cable gland (IIC) 03

- without cable 00
- with 3 m cable (Standard) 03
- with 5m cable 05
- with 10 m cable 10
- with ... m cable ??

